

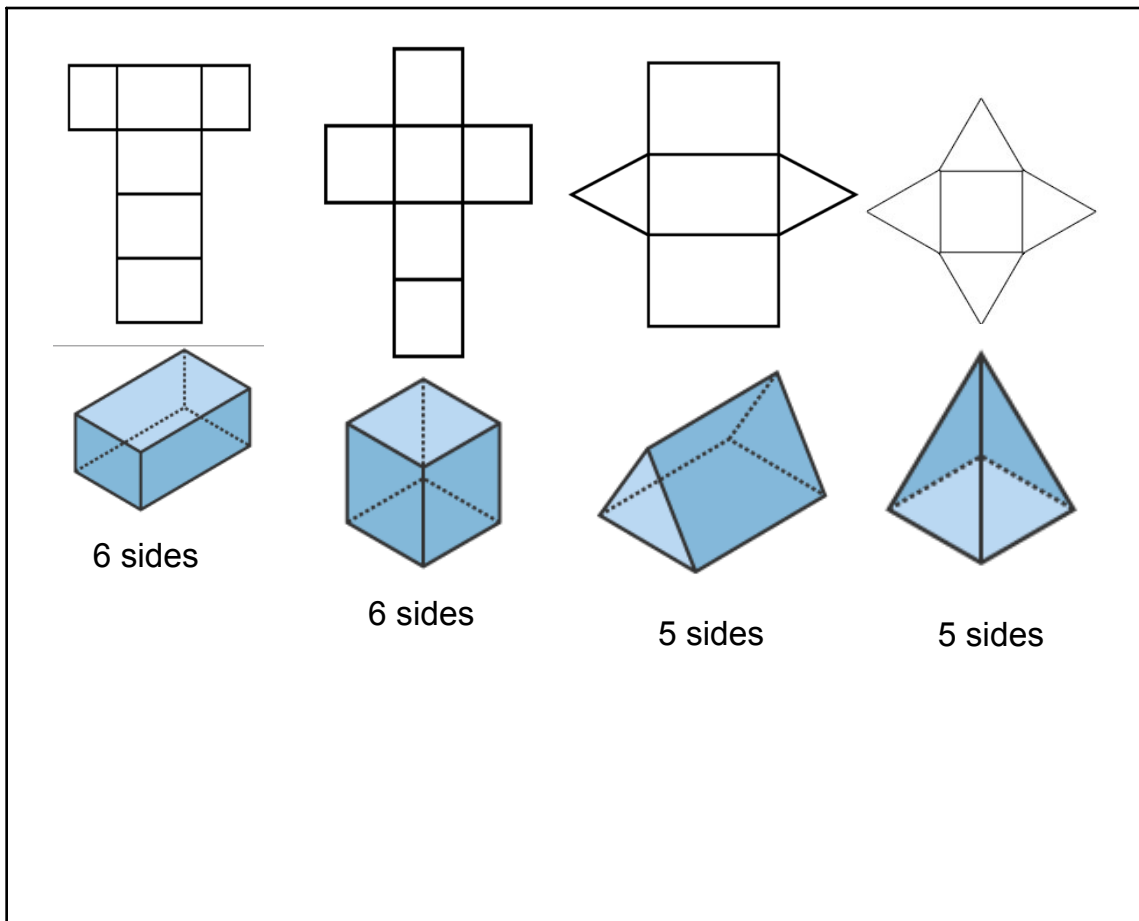
10.9 Surface Area

The **surface area** of a three-dimensional figure is the sum of the areas of its surfaces.

To help you see all the surfaces of a three-dimensional figure, you can use a *net*.

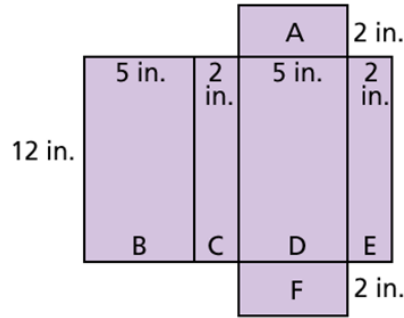
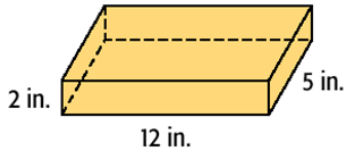
A **net** is the pattern made when the surface of a three-dimensional figure is layed out flat showing each face of the figure.

May 27-3:17 PM



May 31-9:15 AM

Method 1: Use a net.



A: $A = 5 \times 2 = 10$

B: $A = 12 \times 5 = 60$

C: $A = 12 \times 2 = 24$

D: $A = 12 \times 5 = 60$

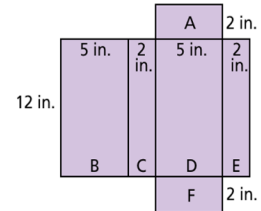
E: $A = 12 \times 2 = 24$

F: $A = 5 \times 2 = 10$

Add the areas of each face.

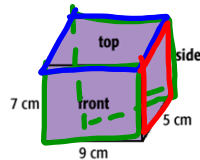
$S = 10 + 60 + 24 + 60 + 24 + 10 = 188$

The surface area is 188 in^2 .



May 31-9:11 AM

Method 2: Use a three-dimensional drawing.



Front: $9 \times 7 = 63 \longrightarrow 63 \times 2 = 126$

Top: $9 \times 5 = 45 \longrightarrow 45 \times 2 = 90$

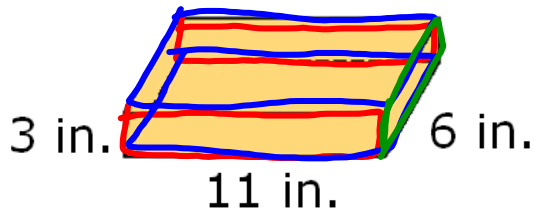
Side: $7 \times 5 = 35 \longrightarrow 35 \times 2 = 70$

$S = 126 + 90 + 70 = 286$ *Add the areas of each face.*

The surface area is 286 cm^2 .

286

May 31-9:11 AM



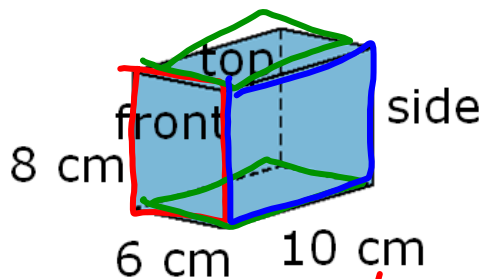
Front: $11 \cdot 3 = 33$ $\times 2 = 66$

Top: $11 \cdot 6 = 66$ $\times 2 = 132$

Side: $6 \cdot 3 = 18$ $\times 2 = 36$

Surface Area: Total of all areas = 234 in^2

May 31-9:12 AM



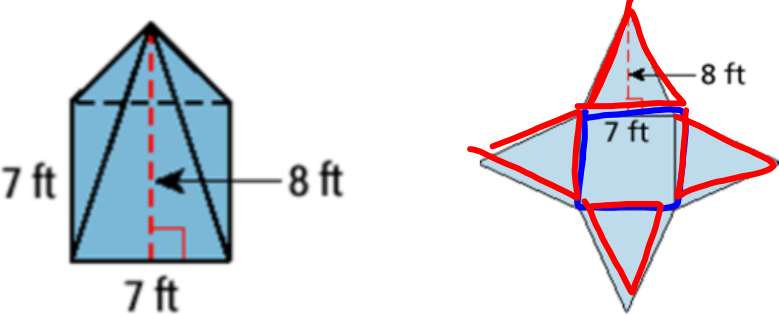
Front: $6 \cdot 8 = 48$ $\times 2 = 96$

Top: $10 \cdot 6 = 60$ $\times 2 = 120$

Side: $10 \cdot 8 = 80$ $\times 2 = 160$

Surface Area: Total of all areas = 376 cm^2

May 31-9:12 AM

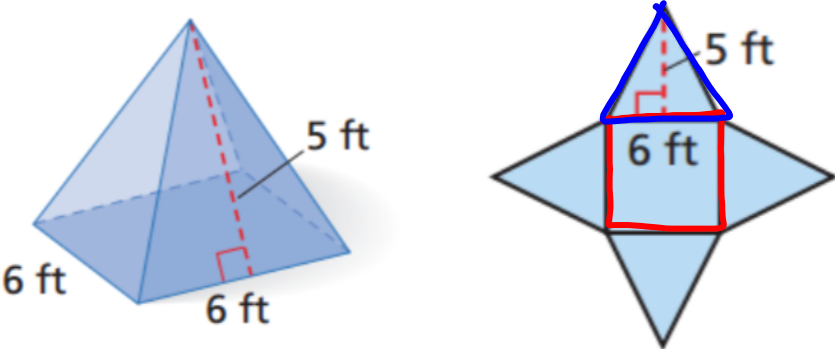


Base: $7 \cdot 7 = 49$ = 49

Side: $7 \cdot 8 = 56 \div 2 = 28$ x 4 = 112

Surface Area: Total of all areas = 161 ft^2

May 31-9:12 AM

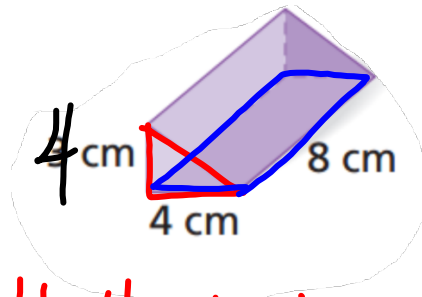


Base: $6 \cdot 6 = 36$ = 36

Side: $5 \cdot 6 = 30 \div 2 = 15$ x 4 = 60

Surface Area: Total of all areas = 96 ft^2

May 31-9:25 AM



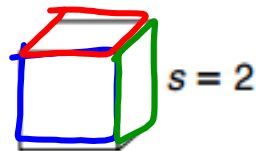
Base: $4 \cdot 4 = 16 \div 2 = 8$ x 2 = 16

Side: $4 \cdot 8 = 32$ x 3 = 96

Surface Area: Total of all areas = 112 cm^2

May 31-9:26 AM

Find the surface area.



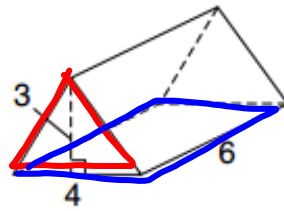
Front: $2 \cdot 2 = 4$ x 2 = 8

Top: $2 \cdot 2 = 4$ x 2 = 8

Side: $2 \cdot 2 = 4$ x 2 = 8

Surface Area: Total of all areas = 24 units^2

May 31-9:26 AM

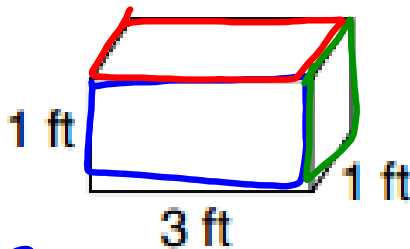


Base: $4 \cdot 3 = 12 \div 2 = 6$ x 2 = 12

Side: $6 \cdot 4 = 24$ x 3 = 72

Surface Area: Total of all areas = 84 units^2

May 31-9:26 AM




Front: $1 \cdot 3 = 3$ x 2 = 6
 $1 \cdot 1 = 1$ x 2 = 2

Top: $3 \cdot 1 = 3$ x 2 = 6

Side: x 2 = 14 ft^2

Surface Area: Total of all areas = _____

May 31-9:27 AM



May 24-10:21 AM